



**Application Pages for the
2023 Goldwater Competition**

Table of Contents

Application Pages Overview	3
Entering Responses into Text Boxes	4
Legal Residence Information	5
Career Goals/Professional Aspirations	6
Research Projects and Skills	10
Mentor Recognition	14
Letter Writer Information	15
Other Activities and Accomplishments	16
Recognitions	17
Research Career Interest/Direction	18
Current College/University	19
Coursework	21
Previous School Attended	23
Future Academic Plans	25
Certification and Release	26
Upload Supporting Documents	27
Research Essay Instructions	29
Review/Print/Submit Application	31
Supporting Documents Backpack	33
Recommenders/References	34

Application Pages Overview

APPLICATION PROCESS OVERVIEW

You may work on and move back and forth throughout the application as needed. You may have the computer review your materials for completeness/errors at any time.

Enter your recommenders

Names and Email Addresses

Recommendations

Application Pages

- Legal Residence Information
- Career Goals/Professional Aspirations
- Research Projects and Skills
- Mentor Recognition Information
- Letter Writer Information
- Other Activities and Accomplishments
- Recognitions
- Research Career Interest/Direction
- Current College/University

- Coursework
- Previous Schools attended
- Future Academic plans
- Certification and Release

Upload Supporting Documents

Review/Print/Submit Application

Save and Log Out

Entering Responses into Text Boxes

For best results, it is recommended you type your responses directly into the essay response boxes. When text is copied and pasted, it may include unseen coding to display special characters, such as smart (curly as opposed to straight) double or single quotes, em dash (long dash character instead of a double hyphen), ellipsis (three periods inserted as a single character instead of three typed periods), etc. When the application is saved, the browser converts any special characters to symbols. With each additional save, the symbols are doubled.

This is a known problem in Internet-based applications, and is a result of browsers rendering text from one application (i.e. a Microsoft Word document) to another (i.e., an online application). Due to the sheer volume of users, any reliable fix to this problem could slow or shut the system down during peak periods and is therefore not a feasible option.

If you choose the copy/paste method, here are some options we suggest to avoid experiencing difficulty with special characters:

1. After pasting text, place your cursor in the essay box and hit the space key for the character counter to activate and determine the length of your essay.
2. Before you move out of the essay box after text has been pasted, manually replace all quotations, apostrophes, dashes, etc. Save. After you save, check for symbols that may appear and ensure they are removed or replaced by typing in the intended character.
3. If you are working in Microsoft Word, you can edit your text before cutting and pasting. First, go to **Tools/AutoCorrect Options/AutoFormat As You Type** and deselect all options. Then use the **Find and Replace** feature under **Edit** to replace quotations, apostrophes, dashes, etc., with new quotations, apostrophes, dashes, etc.
4. You can also copy and paste your text into an external text editor, such as Notepad or SimpleText to replace the unwanted symbols before pasting the text into the application. Use the text editor's search and replace feature to replace all quotations, apostrophes, dashes, etc., with new quotations, apostrophes, dashes, etc. Then copy the text from the external editor into the essay box on your application.

Legal Residence Information

The Goldwater Scholarship Foundation collects information on your legal residence – where you vote - to enable the Foundation to accurately report your award to your U.S. Senate and U.S. House of Representatives members. Go to www.house.gov to find your congressional district and House member. You will find a search box in the upper right-hand-corner of the House of Representative’s web site. Enter the ZIP code for your legal residence to identify your U.S. Representative and Congressional District. Go to www.senate.gov to find a list of your state’s senators.

All non-voting delegations such as American Samoa, District of Columbia, Guam, Puerto Rico and the US. Virgin Islands should select “At Large” in the Congressional House District drop down menu below.

* Citizenship	-- Select One --	▼
* Legal Residence Address	<input type="text"/>	(Where you vote)
Address (line 2)	<input type="text"/>	
* City	<input type="text"/>	
* State	-- Select One --	▼
* Zip Code	<input type="text"/>	
(format: 12345 or 12345-6789)		
* Your U.S. Congressional House District	-- Select One --	▼

[Back to top](#)

Career Goals/Professional Aspirations

Due to formatting issues, do not use equations, symbols, or special characters when entering responses into text boxes in the Career Goals/Professional Aspiration section. [Instructions for using the text boxes](#). (This will open a new window.) Please review before entering responses for the first time.

Should you be named a Scholar, your short career goals statement will be publicly displayed as you entered it into your online application. Please proof this statement carefully to ensure there are no misspelled words or grammatical errors.

*** What is the highest degree you plan to obtain?**

-- Select One -- ▾

If **select an M.D degree**, a text box pops up to provide an explanation

*** What is the highest degree you plan to obtain?**

M.D./Ph.D. ▾

*** If you are planning on attaining a M.D., M.D./Ph.D., D.O., D.O./Ph.D, D.V.M, D.V.M./Ph.D., D.M.D. or D.M.D./Ph.D. degree, explain why is a medical (M.D., D.O.) or veterinary degree (D.V.M.) is necessary for you to achieve your research goals?**

Note: The pipe character (|) may not be used in your response.

0 of 2000 used

*** In one or two sentences, describe your career goals and professional aspirations (see example below). This statement will be used in publications if you are selected as a scholar.** *(Example: Ph.D. in Molecular Biology.*

Conduct research in biomedical science and teach at the university level.) (200 character limit including spaces.)

Note: The pipe character (|) may not be used in your response.

0 characters used

*** What are your career goals and professional aspirations? Indicate which area(s) of mathematics, science, or engineering you are considering pursuing in your research career and specify how your current academic program and your overall educational plans will assist you in achieving your career goals and professional aspirations.** *This is an*

expansion of the brief description of the career goals and professional aspirations you provided above. (3000 character limit including spaces)

Note: The pipe character (|) may not be used in your response.

0 characters used

*** Describe an activity or experience that has been important in helping shape or reinforce your desire to pursue a research career in science, mathematics or engineering.** *(1500 character limit including spaces)*

Note: The pipe character (|) may not be used in your response.

0 characters used

*** In what way did COVID-19 or other hardships over the past couple of years affect your research career plans and did those events alter your ability to pursue those plans? If you have had to make changes, in what way(s) did you adapt to the situation? If COVID-19 did not influence your plans, simply state that there was no impact. Please note that your application will not be looked at less favorably in any way if you have not been significantly impacted.** *(1500 character limit including spaces)*

Note: The pipe character (|) may not be used in your response.

0 characters used

(Optional question, answering the question below will depend on your personal experience.)

Goldwater Scholars will be representative of the diverse economic, ethnic and occupational backgrounds of families in the United States. Describe any social and/or economic impacts you have encountered that influenced your education - either positively or negatively - and how you have dealt with them. (1500 character limit including spaces)

Note: The pipe character (|) may not be used in your response.

0 characters used

Research Projects and Skills

In chronological order, from earliest to most recent, list up to five research projects you consider to be your most significant work associated with your interests in the sciences, mathematics, or engineering.

IMPORTANT NOTE: Do not enter information about Research Projects into the application until you determine all the projects you want to report and then arrange those in chronological order from earliest to the most recent. Once entered, you can change the order of projects, but it requires deleting projects until you get to the point in the list where you want to add a project, adding the missing project, and then re-entering all the projects you deleted. Clearly, you want to avoid having to do this.

When describing your research projects here and in your research essay, introduce the work by giving the reader a sense of the overriding scientific, engineering, or mathematical question you were trying to address. Tell the reader why this question is important. Be certain to provide a description of your involvement in and contributions to the work. Use “I” when describing your contributions to the work instead of “we” or “our team.” This helps the Goldwater reviewers understand how you contributed to the project

Outputs of projects - papers and presentations - are of particular interest to those reviewing your materials. These help a reviewer calibrate the significance of the work. Please be certain to provide this information using the citation guidance/examples provided below.

For each project, list up to three individuals who provided you with significant mentoring on the project.

As they do not generally rise to the level of work expected, you should not report class projects and projects done in high school. An exception would be work associated with a high school or class project that developed into a long-term project, particularly those that involve a continuing collaboration with a faculty mentor.

Finally, in addition to the research projects you list in this section, you will also be required to submit a Research Essay. You can find additional information on the Research Essay [here](#).

Research Project #1

Starting Month (month)

Starting Year
(format: yyyy)

Ongoing

Average Hours/Week (Academic Year)

Average Hours/Week (Summer)

Name of Project Mentor
(list up to three mentors for this project)

Position of Project Mentor (ex: Assoc. Prof of Chemistry, Postdoctoral Research Assoc., Grant Principal Investigator)

Affiliation of Project Mentor (ex: name of school, national lab, corporate lab, etc.)

Name of Project Mentor

Position of Project Mentor

Affiliation of Project Mentor

Name of Project Mentor

Position of Project Mentor

Affiliation of Project Mentor

Institution where this research was performed

Description of research, including your involvement in AND contribution to the project. A separate narrative box has been provided for you to describe the research skills you acquired while working on this project.

Note: The pipe character (|) may not be used in your response.

0 of 1000 used

Research Skills (Briefly describe any research skill(s) you developed while working on this project that will be important going forward in your research career.)

Note: The pipe character (|) may not be used in your response.

0 of 300 used

(300 character limit including spaces)

Do you have Papers/Publications associated with this research project?

☐ Yes

☐ No

Do you have Presentations associated with this research project?

-- Select One -- ▾

If answer 'Yes' to Papers/Publications

Do you have Papers/Publications associated with this research project?

☒ Yes

☐ No

If yes, how many publications are associated with this work?

-- Select One -- ▾

Citation

Note: The pipe character (|) may not be used in your response.

0 of 300 used

Status -- Select One -- ▾

How are you listed in the publication? -- Select One -- ▾

Type of Publication -- Select One -- ▾

If answer 'Yes' to Presentations –

**If yes, how many presentations
are associated with this work?**

1 ▼

Citation

Note: The pipe character (|) may not be used in your response.

0 of 300 used

**Campus, Regional, National or
International**

-- Select One -- ▼

Presentation type

-- Select One -- ▼

**How are you listed on the
presentation?**

-- Select One -- ▼

If answer 'No' to Presentations –

**Do you have Presentations
associated with this research
project?**

No ▼

Save often. For security, this page will time out.

Save and Go Back

Save

Add Another

Save and Go Forward

If have more than one research project, click on **Add Another** to add more (can list up to five)

[Back to top](#)

Mentor Recognition

List the names of up to three individuals who provided you with significant mentoring. Should you be named a Scholar, these individuals will be recognized, along with you, on the Goldwater website. As their names and titles will be listed as you provide them, please be certain that you have entered this information correctly. Your mentors' names will be displayed in the order that you list them below.

Mentor Name

Title

(ex. Dr., Professor, Mr., Ms.)

Mentor Name

Title

Mentor Name

Title

Letter Writer Information

Provide the information asked for below for each of your three letter writers.

*** Name of Letter Writer #1**

*** Letter Writer's Institution**

*** Title of Letter Writer**

(e.g., Associate professor of Physics)

*** Relation of the Letter Writer to the student**

(e.g., taught my statistics class, mentored project 1, etc.)

*** Name of Letter Writer #2**

*** Letter Writer's Institution**

*** Title of Letter Writer**

(e.g., Associate professor of Physics)

*** Relation of the Letter Writer to the student**

(e.g., taught my statistics class, mentored project 1, etc.)

*** Name of Letter Writer #3**

*** Letter Writer's Institution**

*** Title of Letter Writer**

(e.g., Associate professor of Physics)

*** Relation of the Letter Writer to the student**

(e.g., taught my statistics class, mentored project 1, etc.)

Save often. For security, this page will time out.

Save and Go Back

Save

Save and Go Forward

[Back to top](#)

Other Activities and Accomplishments

In order of importance to you, list up to five activities and/or accomplishments you were involved in while in college. These activities (e.g., clubs, student government, music or art activities, community activities, sports activities, etc.) may have been affiliated with your college or university or they may have been associated with other organizations. To report additional activities, click the "Add Another" button below. You may report up to five activities.

Activity/Accomplishment

Organization (if applicable)

**Scope of
Activity/Accomplishment**

-- Select One --



Role/Involvement *(250 characters or less)*

Note: The pipe character (|) may not be used in your response.

0 of 250 used

|

(250 characters or less)

Leadership Position

(e.g.,

President, VP, Secretary, Treasurer, Member, Counselor, etc.)

Length of Involvement

-- Select One --



Save often. For security, this page will time out.

Save and Go Back

Save

Add Another

Save and Go Forward


[Back to top](#)

Recognitions

In order of importance to you, list your recognitions (Awards, Honors and Scholarships). To report additional recognitions, click the "Add Another" button below. You may report up to five recognitions.

Recognition

Type

-- Select One -- 

Award Description *(250 characters or less)*

Note: The pipe character (|) may not be used in your response.

0 of 250 used

Award Year

(Format: yyyy)

Save often. For security, this page will time out.

Save and Go Back

Save

Add Another

Save and Go Forward

To list more, click **Add Another** (can list up to five total)

[Back to top](#)

Research Career Interest/Direction

Provide the information asked for below about your career interests.

Field of Study:

The Goldwater Foundation is primarily interested in the field you intend to pursue your research career. Our reviewers will carefully review your courses to determine whether they are preparing you for a research career in your chosen field. Less important is the name of your college major as it does not always provide sufficient information or overview of the courses you have taken. As such, the Goldwater application does not ask for the name of your major.

* Major Field of Study

(Select the Major Field of Study and subfield that is closest to your intended career research interests. This may be different than your undergraduate major.)

-- Select One --

areas of specialization

-- Select One --

* Is the research you intend to do in a multidisciplinary area (such as bioinformatics, environmental sciences, materials science, etc.)?

☐ Yes

☒ No

If answer 'Yes' above, another question pops up (as shown below) -

* Is the research you intend to do in a multidisciplinary area (such as bioinformatics, environmental sciences, materials science, etc.)?

☒ Yes

☐ No

* What disciplinary background would be the most appropriate for someone reviewing your application?

-- Select One --

Save often. For security, this page will time out.

Save and Go Back

Save

Save and Go Forward

[Back to top](#)

Current College/University

Provide information about the College or University you are attending. Please also take note of the Transcript submission requirements of the program [here](#).

Definition of a sophomore/junior:

A “sophomore” for the purposes of a Goldwater nomination is defined as an undergraduate who has a minimum of three but not more than four semesters of full-time undergraduate study beginning September 2023. A sophomore who is awarded a Goldwater Scholarship can expect to receive a maximum of two years (4 semesters) of support.

A “junior” for the purposes of a Goldwater nomination is defined as an undergraduate who has a minimum of one but not more than two semesters of full-time undergraduate study beginning September 2023. A junior who is awarded a Goldwater Scholarship can expect to receive a maximum of one year (2 semesters) of support.

Computing your GPA:

For the 2023 competition, report your GPA through at least the Spring term of 2022. If your GPA for the Fall term of 2022 is available prior to your nomination, please include these grades in the calculation of your GPA. To be eligible, you must have at least a 3.0 GPA through the term you report (based on a 4.0 scale).

*** Institution type:** ☐ 2-year institution
☐ 4-year institution

*** I am currently enrolled**

*** Are you a transfer student (i.e., Did you transfer from another academic institution to the institution that is nominating you for a Goldwater scholarship?)**

*** Official cumulative unweighted GPA**
(must be reported to 2 decimal places, e.g. 3.60)

- * Does your institution report your academic standing in credit hours or credits?
- * How many credit hours/credits does your school require for graduation?
- * How many credit hours/credits will you achieve as of January 1, 2023?
- * How many credit hours/credits do you plan to achieve for graduation?
- * Expected baccalaureate graduation month
- * Expected baccalaureate graduation year
- * According to the definition provided above, indicate whether you are a sophomore or junior. ☐ Sophomore ☐ Junior
- * Matriculation status at the institution you will be attending during the 2023-2024 academic year
- * Have you been involved in or do you plan to Study Abroad? ☐ Yes ☐ No

If answer 'Yes' to **Study Abroad**, more boxes pop up to provide additional information –

- * Have you been involved in or do you plan to Study Abroad? ☒ Yes ☐ No
- * Study Abroad Academic Institution
(Only a traditional credit-bearing semester or year-long academic experience should be listed here. Other experiences, like a two week trip to gather data, should be listed under Research Activities or Accomplishments and Skills)
- * Start Date
(format: mm/yyyy)
- * End Date
(format: mm/yyyy)
- * Please describe how your Study Abroad experience is relevant to your career aspirations
- Note: The pipe character (|) may not be used in your response.
- 0 of 1000 used
-

[Back to top](#)

Coursework


In the appropriate fields below, enter information about the courses in your major in which you are currently enrolled, the courses in your major in which you will enroll, and the math, science, or engineering courses that are outside your major in which you will enroll in the future.

You may have more FUTURE “In Major” and “Outside Major” courses than available slots. If this is the case, please list the six most advanced courses in each of these categories and the ones that you believe are the most important to your research career goals.


List courses by title, not by the catalog number used by your institution. If a Double Major, list courses from both majors, as appropriate.

For each course, identify the course as an undergraduate or graduate level course by selecting the appropriate level.


Current Course 1

Course Level -- Select One -- 


Current Course 2

Course Level -- Select One -- 


Current Course 3

Course Level -- Select One -- 


Current Course 4

Course Level -- Select One -- 

Current Course 5

Course Level -- Select One -- 

Current Course 6

Course Level -- Select One -- 

Future Course 1
(Future Course In Major)

Course Level -- Select One -- ▾

Future Course 2

Course Level -- Select One -- ▾

Future Course 3

Course Level -- Select One -- ▾

Future Course 4

Course Level -- Select One -- ▾

Future Course 5

Course Level -- Select One -- ▾

Future Course 6

Course Level -- Select One -- ▾

Course outside of Major 1
(Future Course Outside Major)

Course Level -- Select One -- ▾

Course outside of Major 2

Course Level -- Select One -- ▾

Course outside of Major 3

Course Level -- Select One -- ▾

Course outside of Major 4

Course Level -- Select One -- ▾

Course outside of Major 5

Course Level -- Select One -- ▾

Course outside of Major 6

Course Level -- Select One -- ▾

Previous School Attended

Please provide information about any schools which you have previously attended. To report additional schools, click the **Add Another** button below. You may report up to 3 previously attended schools.

Click **SEARCH** to select a previous school

SEARCH

School Name

City

State

Institution type:

☐ 2-year institution

☐ 4-year institution

Dates attended

(e.g., Aug 2014 to May 2017)

Unweighted GPA on a 4.00 scale

(Must be reported to two decimal places, eg. 3.60)

Will you be providing a transcript from this school to your Goldwater Campus Representative?

☐ Yes

☐ No

If answer 'No' to providing a transcript, a text box pops up to provide an explanation -

Will you be providing a transcript from this school to your Goldwater Campus Representative?

☐ Yes

☒ No

*** Please explain why you will not be providing a transcript.**

Note: The pipe character (|) may not be used in your response.

0 of 1000 used

A reason for not providing a transcript for a particular school, for example, is that the grades for classes taken at the school are now reported on your current institution's transcript. (1000 character limit including spaces)

Save often. For security, this page will time out.

Save and Go Back

Save

Add Another

Save and Go Forward

Add Another as necessary (can list up to three total)

[Back to top](#)

Future Academic Plans

- * Is the institution you will be attending for the 2023-2024 academic year the same as your current academic institution?** ☐ Yes ☐ No

If the institution is not the same for the 2023-2024 academic year, a box will pop up to provide the name of the school for 2023-2024

- * Is the institution you will be attending for the 2023-2024 academic year the same as your current academic institution?** ☐ Yes ☒ No

*** The school I will be attending in 2023-2024 is: (Click SEARCH to select a school)**

SEARCH

*** Official school name**

*** City**

*** State**

Certification and Release

Certification and Release

I affirm that I am applying for a Barry Goldwater scholarship. Permission is hereby given to officials of my institution to release transcripts of my academic record and other requested information for consideration by the Barry Goldwater Scholarship Foundation. I understand that this application will be available only to qualified people who need to see it in the course of their duties.

I affirm that I plan to pursue a research career in mathematics, the natural sciences, or engineering as defined and discussed in this application.

I affirm that the information contained herein is true and accurate to the best of my knowledge.

Should I be awarded a scholarship, I agree that my name, current institution, career goals, faculty members' names, and state of legal residence may be publicly announced by the Foundation.

I also agree that my contact information (mailing address, email address, and telephone number) may be provided to federal and state government representatives and to those scientific, mathematics, or engineering societies that are relevant to my professional career interests.

By entering my name below, I officially indicate my agreement and give my consent to the above terms and conditions of the Barry Goldwater Scholarship Foundation.

*** Applicant's Signature**

*** Preferred pronouns**

Save often. For security, this page will time out.

Save and Go Back

Save

Save and Go Forward

Upload Supporting Documents

Uploaded by the applicant

Before submitting your application, be sure to upload the following documents at the bottom of this page:

1. **Research Essay** ([Click here for details](#))
2. **Permanent Resident Card** (if applicable)

These materials must be uploaded before you hit the *Lock and Submit* button to submit your application. **Make sure the box is checked in the Attach column to 'attach' the document to your application.** Your campus representative will determine the deadline on your campus by which all of your materials must be locked and submitted. Be certain to check with your Campus Representative on this date.

Open and review your uploaded files to be sure they are legible and complete before submitting your application. Please be sure that your file names do not include spaces, apostrophes, or other punctuation or special characters. Hyphens are acceptable. File names should accurately describe the document, for example: 2023-USC-transcript-JDoe.pdf or 2023-1040-JDoe.pdf.

After uploading your documents, review your application data and documents, then lock and submit your application.

This site will accept only PDF, JPG, or PNG files for uploads. It is preferred that your Research Essay and copy of Permanent Residence Card be PDF files.

Removing a supporting document from your application:

If you **have not submitted** your application, you can remove any uploaded document by clicking on the trash can by the document you would like to remove.

If you **have submitted** your application, you must first contact your Goldwater Campus Representative so they can un-submit your application before you can remove a file.

Supporting Documentation for Your Application

File Type / Description	Description	File Name	Attach
-- Select One -- ▾	<input type="text"/>	<input type="button" value="Browse..."/> No file selected.	<input type="button" value="Upload"/>
<input type="button" value="Go Back"/>		<input type="button" value="Continue and Review Application"/>	

Supporting Documentation for Your Application

File successfully saved.

File Type / Description	Description	File Name	Attach
-- Select One -- ▾	<input type="text"/>	<input type="button" value="Browse..."/> No file selected.	<input type="button" value="Upload"/>
Essay	2023 Essay_Zabel	<u>2023_essay zabel_test.pdf</u>	<input checked="" type="checkbox"/> <input type="button" value="Trash"/>

↑ (make sure box is checked)

If you need to **delete your essay** to upload a revised version, click on the trash can to remove it.

Supporting Documentation for Your Application

File successfully saved.

File Type / Description	Description	File Name	Attach
-- Select One -- ▾	<input type="text"/>	<input type="button" value="Browse..."/> No file selected.	<input type="button" value="Upload"/>
Essay	2023 Essay_Zabel	<u>2023_essay_zabel.pdf</u>	<input checked="" type="checkbox"/> <input type="button" value="Trash"/>

🌐 apply.scholarsapply.org

If you really wish to delete this file, click "OK".

Otherwise, click "Cancel".

File deleted successfully.

File Type / Description	Description	File Name	Attach
-- Select One -- ▾	<input type="text"/>	<input type="button" value="Browse..."/> No file selected.	<input type="button" value="Upload"/>
<input type="button" value="Go Back"/>		<input type="button" value="Continue and Review Application"/>	

[Back to top](#)

Research Essay Instructions

From *Student Overview* page > Program Information > Research Essay Overview:

DEVELOPING THE RESEARCH ESSAY

Formatting Guidelines:

Research Essays should be single-spaced and use 12-point Arial font, with 1-inch margins on all sides. Page length, including bibliographic information, must not exceed 3 pages. The essay must include your name and the name of your academic institution in the header at the top of each page. Format your Research Essay in either one or two columns on a page. As appropriate, utilize graphs, tables, and figures in the essay to explain or clarify results. Figures, table captions and bibliographic citations may use 10-point Arial font. Research essays that use mathematical expressions may use LaTeX or other document preparation software to enable proper formatting. Save your Research Essay as a PDF file. Although the upload site accepts JPG and PNG file formats, PDF files are preferred.

COVID-19 Considerations:

While the availability of hands-on research opportunities is improving, the Foundation is acutely aware that COVID-19 has over the past couple of years delayed, canceled, or severely restricted many traditional research experiences. In the past, research essays were often based on these experiences. Rather than viewing the situation brought about by COVID-19 as a setback, the Foundation sees this as an opportunity that enables students to understand that research does not just exist within a traditional research laboratory but encompasses all the steps that create and disseminate new knowledge.

We continue to encourage faculty and students to think broadly and look for collaborative work that might include in-depth literature reviews, analysis of existing data sets, computation studies, among others. Additionally, the research essay might propose a new experiment that tackles an important and interesting question in your field of interest to you. We also anticipate that there will be students who use this opportunity to pursue independent research e.g., a student who is developing a data-driven website that tracks global COVID cases to study the impact of travel restrictions or the student who is investigating the efficacy of novel cleaning methods for N95 masks. Regardless of type, all the above essay types can and should include a description of the work's motivation, experimental design, data analysis and outcomes, as well as bibliographic information.

The Essay:

The Research Essay provides the Foundation with particularly important insights into your motivation, background, experience, skills, and interest in pursuing a research career. This does not mean that you should simply state that you have these characteristics but that you demonstrate them through your work.

Whether your essay is based on prior research or is a proposal, it is important that your essay clearly describes 1) your intellectual contribution or expected contribution to the work, 2) the skills you brought to the work from prior research or course experiences, and 3) the skills you have or expect to obtain from participation in the project. As such, your research essay needs to be more than just a technical paper. Do not repurpose a "slightly expanded" abstract as your Research Essay. While your Research Essay might come from an abstract you have written earlier, the Research Essay needs to be much more.

The additional information that is sought aids Goldwater Scholarship reviewers to evaluate your potential for becoming a research scientist, engineer, or mathematician. Where appropriate, you are encouraged to use the word "I" as opposed to "we" or "our team" in your essay to help clarify your specific role in the work. It is important for our reviewers to know what you contributed to the research.

It is also helpful for you to demonstrate that you "think like a scientist." If you are describing a research project that you conducted, consider discussing additional work that you might do or, if you have completed the entire project, describe a new project that might be undertaken. In the latter case, explain how the skills you learned while working on your project will set the stage for a successful new work.

Regardless of whether research essay reports on previous work or is a proposal, include a bibliography that uses up-to-date, refereed journal articles. Use diagrams and figures, as appropriate, but not at the expense of a quality narrative.

While the disciplinary reviewers who will be reviewing your essay and application will be broadly familiar with work in your discipline, it is unlikely our reviewers will be experts in your sub-field. Furthermore, if your application needs to undergo a secondary review, the review may be done by an individual from another discipline. Write your research essay and other materials for individuals who are broadly trained in the sciences, engineering, and mathematics, not for subject matter experts.

Use space judiciously. Balance the various elements of your essay so that no one section dominates the essay. Reviewers find a short opening paragraph that provides a "broader picture" that explains the importance of your research and your motivation for doing the work to be helpful. Again, when describing the project, be certain to talk about your specific contributions to the work and the skills you acquired. As reviewers seldom open links to other work, you are encouraged not to incorporate them into your research essay.

Finally, while you must write the Research Essay, you can work with your faculty and research mentor(s) to ensure your Research Essay is scientifically accurate, uses appropriate scientific format, and provides an appropriate balance among the various elements that make up the Essay. Always anticipate the need to write multiple drafts, reviewed by your faculty mentor and, when possible, by a non-expert in the field. Write, rewrite, and then rewrite again your research essay. Reviewers have a limited time to read the essay, so you want to make certain your essay makes your points clearly and succinctly.

Confidentiality of the Work:

Information disclosed in your research essay is held in confidence. All Foundation reviewers sign a Confidentiality and Conflict of Interest Agreement.

Submitting Your Research Essay:

You are responsible for up-loading your Research Essay to the Goldwater online site. Application Site 2 – Upload Supporting Documents provides instructions on how to upload your Research Essay and other documents.

Review/Print/Submit Application

Please review the application information you have entered below. If any section has incomplete or incorrect information, **click the *Edit Your Information* link** in that section. Fields that are incorrect or incomplete will be listed at the top. When all application data is complete and acceptable, the ***Lock and Submit Application*** button will display at the bottom of this page. If you don't see the Lock and Submit Application button, review all sections for missing information.

After you have carefully reviewed your application to verify all information is complete and correct, **click the *Lock and Submit Application* button**. **Please note:** After you lock and submit your application, you will not be able to make any changes to your application. To print a copy for your records, click the Send to Printer link at the bottom of this page.


Certification

I certify I understand all requirements for submitting an application for a Barry Goldwater Scholarship. My application data has been reviewed and is complete and accurate to the best of my knowledge. By clicking the ***Lock and Submit Application*** button below, I understand no further changes can be made to the data. Data will be reviewed by qualified people who need to see it in the course of their duties for the purposes of this program.

Send to Printer

Lock and Submit Application

When click on *Send to Printer* – you can print application or choose PDF (in printer dropdown box) to save as a PDF document (or both – you just have to do this **BEFORE you Lock and Submit Application**)

 apply.scholarsapply.org

Once you lock and submit your application to your Campus Representative, you will no longer be able to upload documents or make changes to your application data until your Campus Representative returns control of you application to you. Click 'Cancel' if you are not ready to submit your application, wish to verify that you have uploaded all required documents or wish to make any final changes to your application data. Click 'OK' only if you wish to submit your application now. Wait for the confirmation page to verify your application was sent successfully. If you close the window or click any links before the confirmation page displays, your application will not be sent.

OK

Cancel

Your application has been submitted!

You have successfully submitted your application data for a Barry Goldwater Scholarship. We recommend you print a copy of this page as confirmation of your submission.

Please check your email for a message regarding successful submission. Also note that future correspondence regarding the program will be via mail or email. Be sure to check your junk mail for this message if it did not arrive in your inbox.

Questions? Contact us:

Email: goldwater@scholarshipamerica.org

Call: 1-507-931-8335

Your Application

[View application](#)

Submitted - under review

Status last updated: 08/18/2022

[View your pre-application](#)

Pre-application approved: 08/02/2022

The above screenshot shows the Student Overview page **AFTER** application has been submitted.

If you need to **make edits** to your application, **your CR can UNSUBMIT your application**. The screenshot below shows the view from the Student Overview page after your CR has unsubmitted your application.

Your application has been un-submitted and may be edited again.

Your Application

[Continue application](#)

[View your pre-application](#)

Pre-application approved: 08/02/2022

Program

[Research](#)

[Transcript](#)

[Steps in /](#)

[Instruction](#)

[FAQs](#)

— ...

Supporting Documents Backpack

Student Overview

Application Resources



[Recommenders/References](#)



[Supporting Documents Backpack](#)

Instructions for using this page:

1. Select the type of document you are uploading from the drop down list.
2. Enter a short description of the document (ex. *Research Essay-John Smith*)
3. Click the "Choose File" button to locate the document on your computer.
4. Click the "Upload" button to add the document to your Backpack storage.
5. Go to the Upload Supporting Documents page within the application and make sure the box is checked in the Attach column to 'attach' the document to your application.

Your uploaded documents appear below and can be viewed by clicking on the file name.

Removing a supporting document from your application:

If you **have not submitted** your application, you can remove any uploaded document by clicking on the trash can by the document you would like to remove.

If you **have submitted** your application, you must first contact your Goldwater Campus Representative so they can un-submit your application before you can remove a file.

File Type / Description	Description	File Name	
-- Select One -- ▾	<input type="text"/>	<input type="button" value="Browse..."/> No file selected.	<input type="button" value="Upload"/>

File successfully saved.

Instructions for using this page:

1. Select the type of document you are uploading from the drop down list.
2. Enter a short description of the document (ex. *Research Essay-John Smith*)
3. Click the "Choose File" button to locate the document on your computer.
4. Click the "Upload" button to add the document to your Backpack storage.
5. Go to the Upload Supporting Documents page within the application and make sure the box is checked in the Attach column to 'attach' the document to your application.

Your uploaded documents appear below and can be viewed by clicking on the file name.

Removing a supporting document from your application:

If you **have not submitted** your application, you can remove any uploaded document by clicking on the trash can by the document you would like to remove.

If you **have submitted** your application, you must first contact your Goldwater Campus Representative so they can un-submit your application before you can remove a file.

File Type / Description	Description	File Name	
-- Select One -- ▾	<input type="text"/>	<input type="button" value="Browse..."/> No file selected.	<input type="button" value="Upload"/>
Essay	2023 Essay_Zabel	2023_essay_zabel.pdf	

[Back to top](#)

Recommenders/References

Student Overview

Application Resources



[Recommenders/References](#)



[Supporting Documents Backpack](#)

After you submit your pre-application, here is what the Recommenders section looks like (you cannot make a change, **your Campus Representative must do so**).

Recommenders

Registration ID 879627

[Return to Student Overview](#)

[Log Out](#)

Your session will automatically time out at **2:59:33pm** Central Time if no action is taken. Any action (saving information or choosing a new page) will reset this timer.

Recommenders

Name *	Email *	Action Date
Kenny Chesney	kennychesney@virginislands.edu	
Randy Rogers	randyrogers@texas.edu	
Wade Bowen	wadebowen@newbraunfels.edu	

The recommender's list is currently locked. The submission window is closed.

This application requires 3 recommendations.

Making a change to the list of recommenders: Student applicants cannot make changes to the list of recommenders. Changes to the list must be made by the Campus Representative. For guidance on how to remove and replace a recommender, please see FAQ questions "[How is a letter writer replaced?](#)"

[Back to top](#)